

# SPORT



\*SPORT shown with optional equipment

## Glaval's Sport gives you maximum maneuverability and versatility.

Glaval Bus' SPORT is a quiet, comfortable, durable steel frame ride with a narrow-body width and low-height for a variety of shuttle and on-demand services. With a full range of floor plans for up to 14 passengers plus driver, the SPORT is versatile, economical and flexible enough to suit a wide variety of applications. No CDL license is required.

Drivers love the narrow profile and dual rear wheels, making it easier to drive and park. When you need to maneuver around parked cars, tight traffic, physical obstructions or low overhangs, the SPORT's low and nimble profile is the perfect choice. Small groups can ride in comfort and style to doctor's appointments, social outings or shuttled to airports and hotels. The SPORT can be ordered with a rear lift and paratransit options when handicap accessibility is needed.

### Specifications

Chassis	General Motors G-Cutaway
On Wheelbase	139"
Engine	6.6L Duramax Diesel or 6.0L Gas
Transmission	4 speed with Overdrive
Tires	Wide Profile Radial
Exterior Height	108"
Exterior Width	84"
Interior Height	72 1/2"
Interior Width	80"
Length	21'*
GVWR	12,300

\*Additional Lengths May Be Available Upon Request

**"Steel-Safe"** construction wraps passengers in strength and comfort. The subfloor of welded square tube steel is covered with 5/8" pressure-treated MarineTech plywood.

**Altoona Tested**  
5 Years / 150,000 Miles

A welded steel cage frame is filled with solid-block dense foam insulation and vacuum-laminated to a galvanneal steel exterior skin and an interior wall of vinyl-covered luan for the side and rear walls that give you the durability and strength you need. Glaval buses have a 5 year/100,000 mile limited warranty.

 **Glaval Bus**  
A Division Of Forest River, Inc.



ISO 9001 2000 certified

\*Specifications subject to change without notice

## Standard Features

### General Motors

#### G-Cutaway

- 6.6L Duramax Diesel or 6.0L Vortec Gas V-8
- 145 Amp Alternator (Single)
- Side Mounted 33 Gallon Fuel Tank
- Automotive Air (R134A)
- Four-Wheel Anti-Lock Brakes
- Dual Batteries
- Dual Electric Horns
- Power Steering
- Cruise Control
- Fast Idle
- Tilt Steering
- Intermittent Wipers
- Driver's Air Bag
- Dual Rear Wheels
- Radial Tires
- White Rims
- Chrome Grille
- AM/FM/CD Player w/4 Speakers
- Engine Alarm/Shutdown
- Rear Stabilizer Bar
- 4 Speed w/ Overdrive Transmission
- OEM Driver's Seat
- Engine Block Heater (Diesel)

### Popular Options

#### Chassis

- Block Heater
- Exhaust (Roadside Std.) Curbside or Rear Opt.
- Hour Meter
- Hubodometer
- Jack and Lug Wrench
- MorRyde® Suspension
- Rear Step Bumper
- Romeo Rim Bumper
- Spare Tire
- Stainless Steel Wheel Inserts
- Telma Retarder
- Rear Tow Hooks
- Slide-Out Battery Tray
- Front Mud Flaps
- Anti-Ride Bumper

#### Climate Control

- 40,000 – 98,000 BTU Air Conditioning - Carrier
- 35,000 BTU Heater
- 65,000 BTU Heater
- Ducted Air System

#### Electrical

- 200/170 Amp Alternator
- AM/FM/CD/Cassette and 4 Speakers
- Defrost Fan
- Destination Sign, Single
- Destination Sign, Multiple
- Dome Lights, Door Activated
- Door Ajar Buzzer and Light
- 8D Battery w/Slide-Out Tray
- PA System
- 12V Fluorescent Light
- Side Directional Lights
- Additional Speakers
- Mirrors, Exterior Remote Heated
- Two-Way Radio Prep
- TV/DVD Package

### Conversion

- Single-Piece Vacuum-Laminated Structural Panel Assembly Including Galvanized Steel Frame, Dense Foam Insulation, Galvanneal Steel Exterior and Grey Vinyl-Coated Luan Interior Panels
- Galvanized Step Well
- 5/8" Pressure-Treated MarineTech Plywood Flooring
- Flooring, Gray Koroseal Ribbed Center; Smooth Under Seats
- Fiberglass Front Cap and 3-piece ABS Rear Cap
- 32" x (22" or 46") Windows w/T-Slides
- Full View Curb Window
- Aluminum Manual Double Entry Door
- Track Seating

### Exterior

- Electric Door, 30" w/Ext. Key Switch
- Electric Door, 40" w/Ext. Key Switch
- Door, 40" Manual Entry
- Door, Rear Exit without Window
- Door, Rear Exit w/1 Window
- Door, Rear Exit w/2 Windows
- Driver's Aluminum Running Board
- Painted, Galvanneal Steel Skin Roof
- Stepwell, Stainless Steel
- Underbelly Steel
- Locking Fuel Door
- Solid "Bonded" Window
- Solid Standard Window
- FRP Composite Exterior Skin

### Exterior Paint

- Custom Paint/Custom Graphic
- Painted Wheel Rims
- Various Graphics Packages
- Std. Blackout Windows
- Full Blackout Windows
- Painted Skirt

### Paratransit

- ADA Lighting (Lift and Door)
- ADA Signs
- Belt Storage Box
- Interlock System
- Padding Kit
- Surlok Tiedowns
- Q-Straint Tiedowns
- Lift Package, Braun Rear\*

### Electrical

- Electrical Panel
- Circuit Breakers
- Stepwell Lights

### Exterior

- White Exterior
- Fiberglass Composite Roof
- Manual Breakaway Side-Mounted Rear View Mirrors
- Rear Center Brake Light
- Front Chrome Bumper
- Rear Bumper, Powder Coated Steel
- Rear Mud Flaps
- Exterior Rub Rails
- Galvanized Steel Wheel Wells
- Undercoating w/Warranty
- Window Drip Rail
- Front End Alignment

### Lift Package, Ricon Rear\*

- \*Includes: Doors; Lift; Park Interlock; ADA Signs; Door Activated Lift and Entrance Lighting; Rear Exhaust (Rear Exhaust Required on Rear Lift Models.)

### Safety

- Backup Alarm
- Escape Hatch, Standard
- Escape Hatch, Deluxe
- Exit Window Alarm
- Hand Rail, Entrance (Right Hand)
- Hand Rails, Overhead
- Mirror, 9" Round Convex
- Mirror, Cross View
- Mirror, Interior (6" x 16")
- Triangles
- Additional Emergency Egress Window
- Fresnel Lens
- Safety Package: Extinguisher; FA Kit; Triangles; Backup Alarm
- Manual Seat Belts
- Retractable Seat Belts
- Drive Cam System

### Interior

- Carpeted Walls
- Ceiling Feature Panel and Modesty Panel Treatment
- Koroseal Flooring Color Choice
- Seating: Freedman, Various Fabric Levels Available
- Driver's Seat

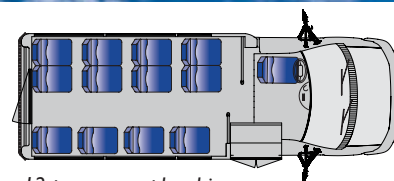
### Luggage/Storage

- Interior Luggage Racks (Various Sizes)

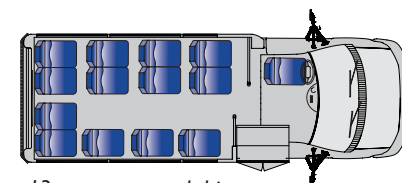


### Interior

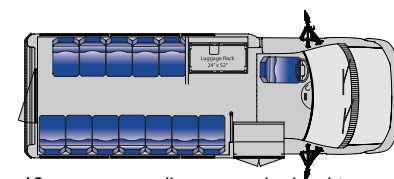
- Modesty Panel, Curb Side
- Stainless Steel Stanchion, Curb Side



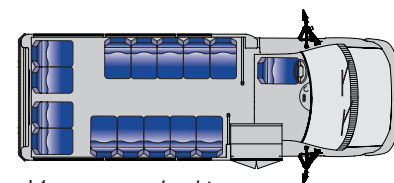
12 passengers plus driver



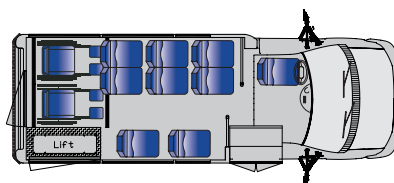
13 passengers and driver.



12 passengers w/luggage rack plus driver.



14 passengers plus driver



8 passengers plus 2 wheelchairs and driver.

Floor plans shown are only a few of the designs available. Due to continuous improvement and market changes, specifications and options subject to change without notice.

Your Glaval Bus Dealer:



914 CR 1 • Elkhart, IN 46514  
800-445-2825 • Fax: 574-264-4259  
www.glavalbus.com

F-06-1063



©2008 Forest River, Inc.